



3 Steps to Ordering Online



STEP 1

LOGIN

- A. Click on LOGIN TO SHOP, enter your username and password.
- B. Select your BillTo and ShipTo Address. (Optional)



STEP 2

Select A List

- A. Select ORDER GUIDE (My Items) or WISH LIST from My Dashboard and then Select a list to order from.

My Dashboard

Select 'Ship To' Address

Quick Order


Saved Orders

Invoices


Upload Order

Proof of Delivery


ORDER GUIDE
(My Items)




ITEM HISTORY




ORDER HISTORY




WISHLIST



TRACK ORDER




- B. Add items to cart by entering a Quantity in box and click ADD TO CART.

Product Code	Description	In Stock	Your Price	Quantity	
357704121	 60" 15/16 Threaded Wood handle Metal Tip	27	\$3.88	2	Add to Cart

STEP 3

Complete Your Order

- A. Click on the Shopping Cart icon, review and then hit the CHECKOUT button.
- B. If everything is correct, click PLACE ORDER at the bottom of the page.
- C. Finally, click on CHECKOUT to submit the order.

 2

Subtotal 586.12

Your Savings 566.89

Checkout

Save Order

****You can find more step-by-step tutorials under HELP>TUTORIALS**



KELSAN CUSTOMER SERVICE

Monday-Friday 8:00am - 5:00 pm EST

1-800-467-7111 | Kelsan.biz